
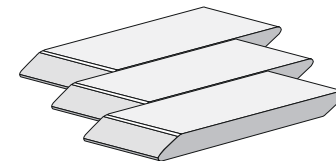


uno

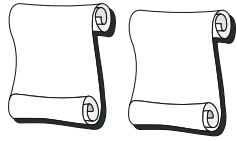







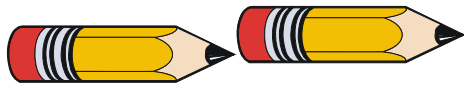
• Rodea los elementos que te indica el número. Escríbelo


Nombre: Fecha:

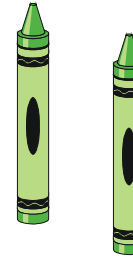


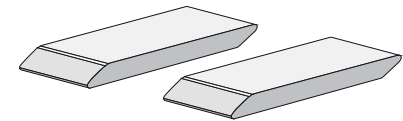






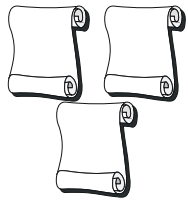







- Rodea los elementos que te indica el número. Escríbelo.


Nombre: Fecha:








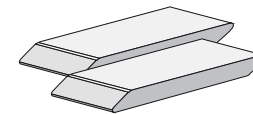




tres











- Rodea los elementos que te indica el número. Escríbelos.


Nombre: Fecha:







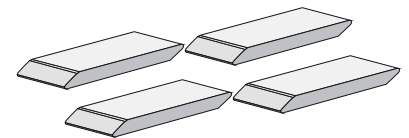




cuatro

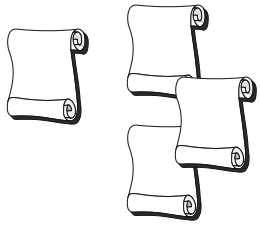









- Rodea los elementos que te indica el número. Escríbelo.


Nombre: Fecha:









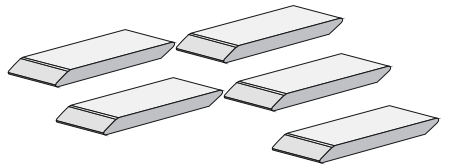




cinco

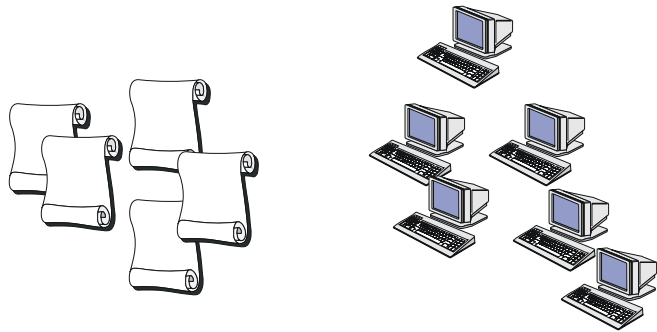









• Rodea los elementos que te indica el número. Escríbelos.


Nombre: Fecha:

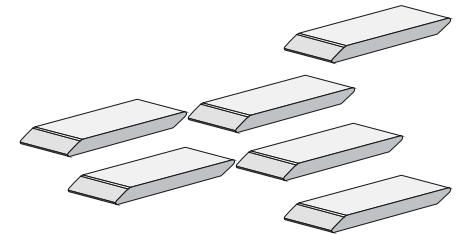






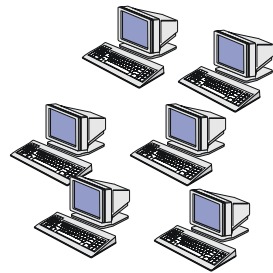









● Rodea los elementos que te indica el número. Escríbelos.

Nombre: Fecha:







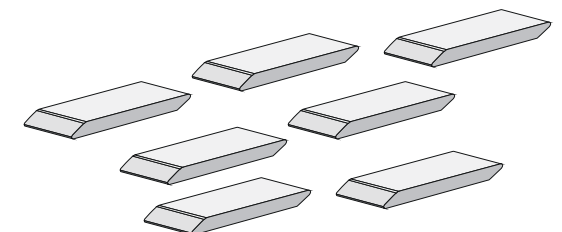




siete

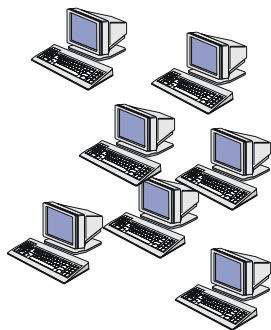









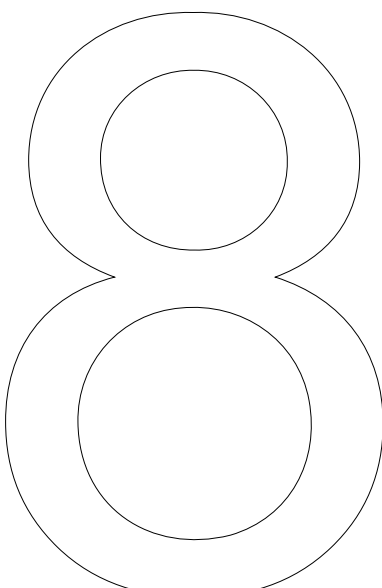
● Rodea los elementos que te indica el número. Escríbelos.

Nombre: Fecha:







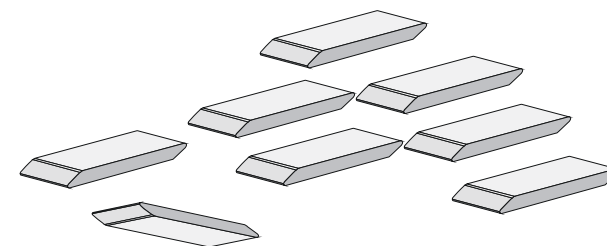




ocho

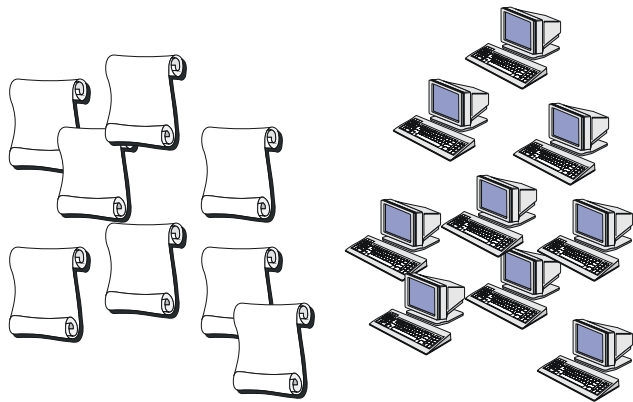


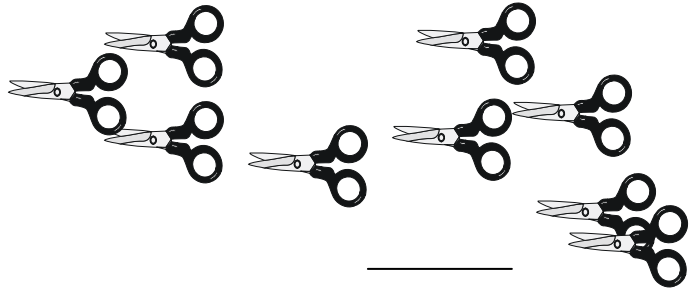





- Rodea los elementos que te indica el número. Escríbelo.

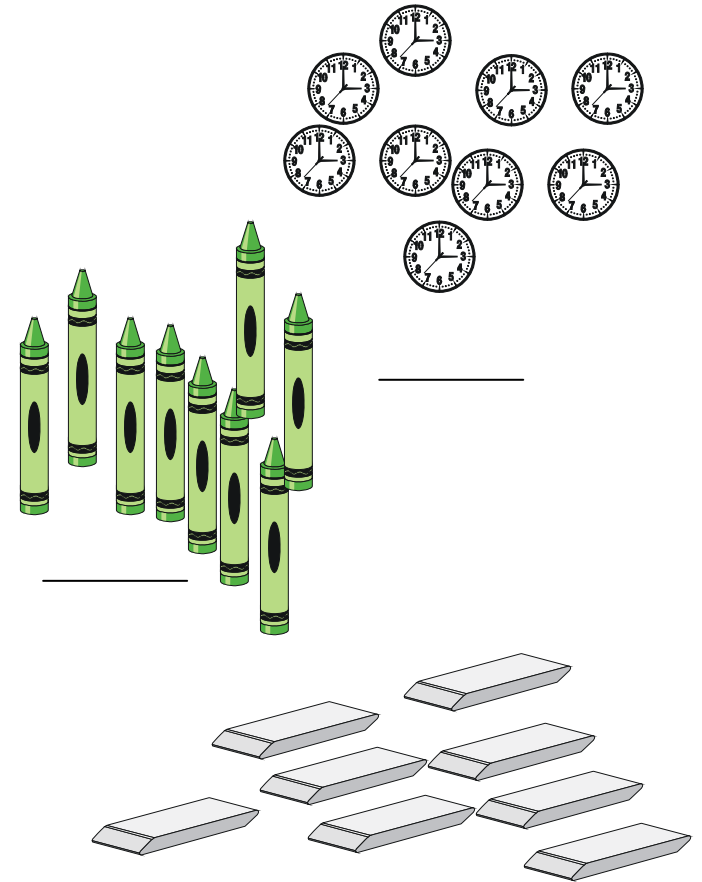
Nombre: Fecha:





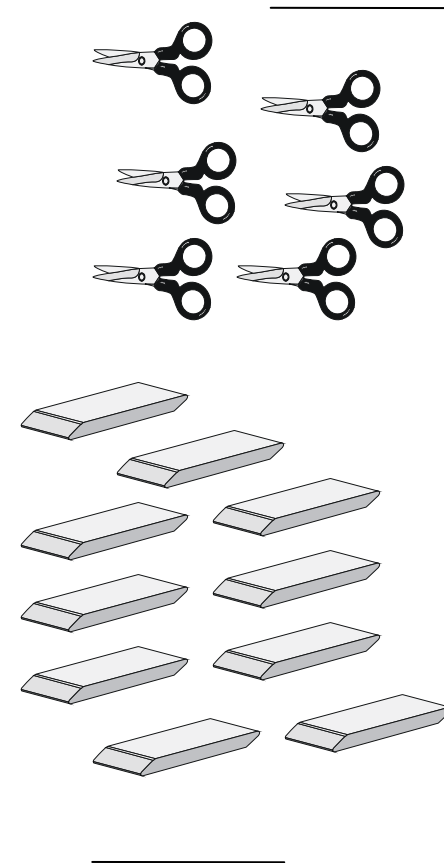


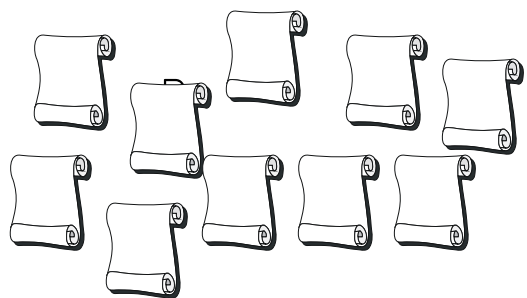


nueve



- Rodea los elementos que te indica el número. Escríbelo.


Nombre: Fecha:




- Rodea los elementos que te indica el número. Escríbelo.

Nombre: Fecha:

③ Muchos




③ Pocos




Nombre: Fecha:

③ Pocos grande



③ Muchos pequeños



Nombre: Fecha:

- Rodea del mismo color los números que sean iguales.

10 14 12 18 10 12 14 10 17

11 15 17 19 16 12 11 10 14

10 12 17 19 18 12 13 17 13

11 15 14 10 19 18 17 12 13

Nombre: Fecha:

● Encierra de *rojo* los números pares y de *verde* los impares.

0 1 4 5 6 9 12 8 2

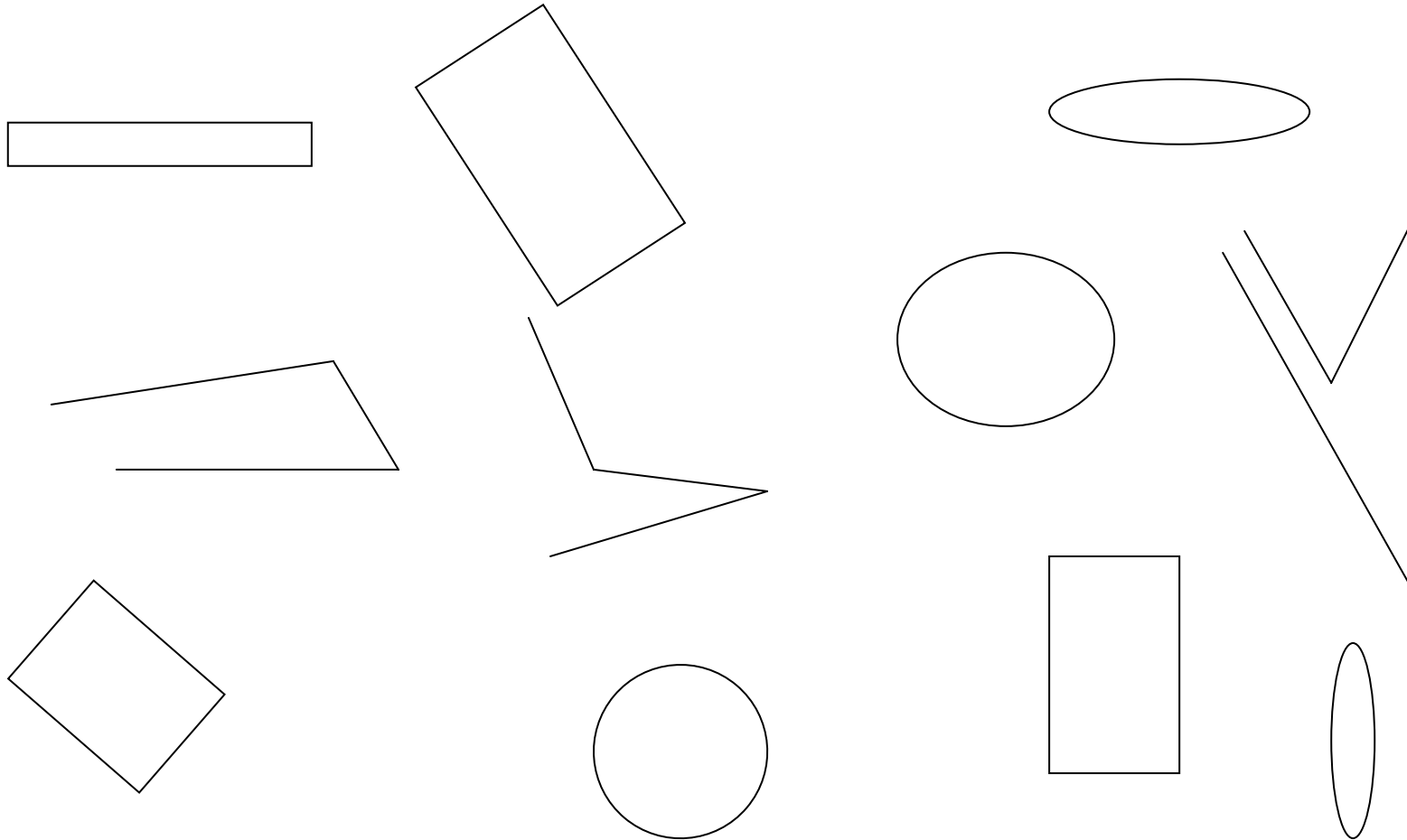
8 3 1 2 10 11 13 15

20 28 22 27 21 20 24 23

1 20 11 4 13 15 27 29 14 16 4


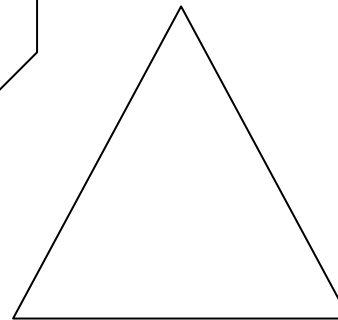

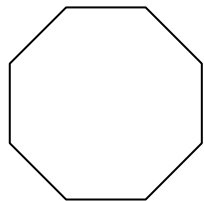

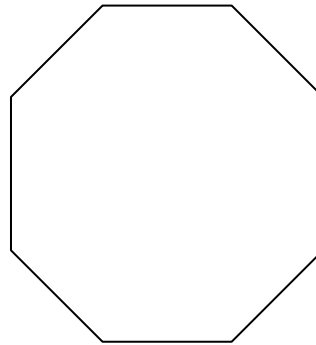
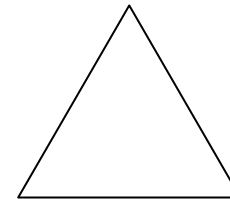



Nombre: Fecha:

- **Abierto** y **cerrado**. Colorea del mismo color las líneas que sean iguales..



Nombre: Fecha:

- Grande y pequeño. Colorea del mismo color las figuras de igual tamaño.



Nombre: Fecha:

- Rodea del mismo color los números que son iguales:

0 1 2 3 4 5

1 3 5 0 2 4 1 2 4 0

2 1 5 4 1 3 0 1 5

0 1 2 3 4 5 5 4 3 2

5 1 0 4 3 0 2 1 5

Nombre: Fecha:

● Rodea del mismo color los números que son iguales:

0 1 2 3 4 5 6 7 8 9

1 9 0 2 8 3 7 5 0 4

2 4 0 6 8 0 1 0 3

5 7 2 1 3 0 9 7 8 5

0 3 4 9 7 3 6 1 5

Nombre: Fecha:

● Relaciona cada número con su cantidad:


1

2

3

4


5




Nombre: Fecha:

● Relaciona cada número con su cantidad.


1



2




3



4









5



Nombre: Fecha:

• Relaciona cada número con su cantidad:

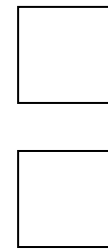
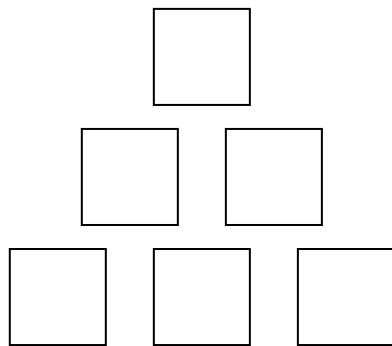
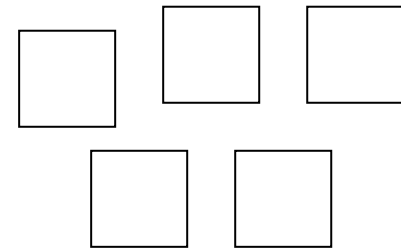

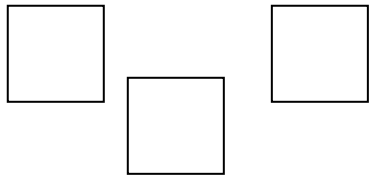


- 1
- 2
- 3
- 4
- 5
- 6
- 7
- 8
- 9

Nombre: Fecha:


● Relaciona cada número con su cantidad:

1 2 3 4 5 6




Nombre: Fecha:


● Cuenta y completa.-



..... y son



..... y son




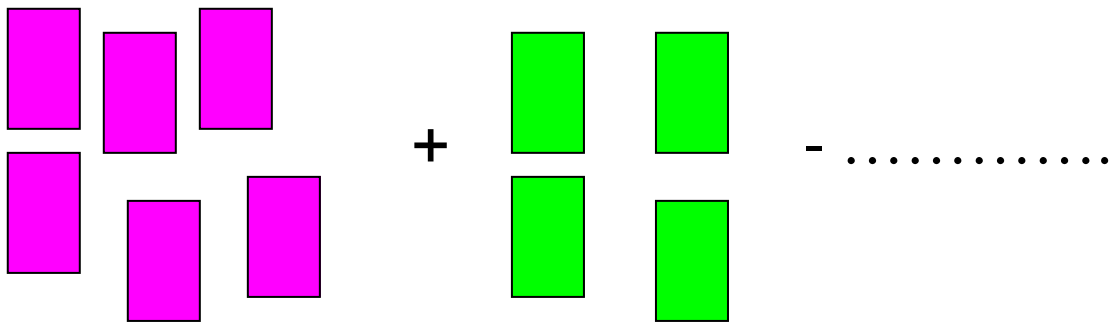

..... y son



..... y son

Nombre: Fecha:

• Cuenta y completa.-




Nombre: Fecha:

- Colorea con el color indicado: mediana, rojo; pequeña, naranja y grande, azul



Nombre: Fecha:



- Repasa en azul las líneas cerradas y en rojo las líneas abiertas.



Nombre: Fecha:

Derecha - izquierda

- Encierra con rojo los limones que están a la derecha del frutero.
- Tacha las uvas que están a la izquierda.
- Encierra con verde los plátanos que están a la derecha.
- Tacha los melocotones de la izquierda.



Nombre: Fecha: