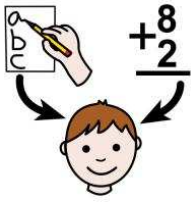




Los sentimientos




Vamos a aprender cómo se llaman los sentimientos:




Enfado




Alegría




Tristeza




Vergüenza, Timidez




Miedo



Cansancio




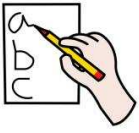
Sorpresa




Dolor

Autor pictogramas: Sergio Palao **Procedencia:** ARASAAC <http://catedu.es/arsaac/>

Licencia: CC (BY-NC) **Autora:** Amaya Padilla Collado




Escribe o relata alguna experiencia que hayas tenido en la que te hayas sentido:



Enfadado

Enfadada


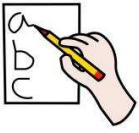


Alegre


Feliz

Contento


Contenta



Escribe o relata alguna experiencia que hayas tenido en la que te hayas sentido:




Triste




Timido

Timida

Con vergüenza




Escribe o relata alguna experiencia que hayas tenido en la que te hayas sentido:



Miedoso

Miedosa



Cansado

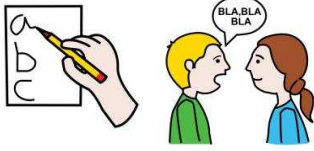
Cansada

Fatigado


Fatigada

Autor pictogramas: Sergio Palao **Procedencia:** ARASAAC <http://catedu.es/arsaac/>

Licencia: CC (BY-NC) **Autora:** Amaya Padilla Collado




Escribe o relata alguna experiencia que hayas tenido en la que te hayas sentido:



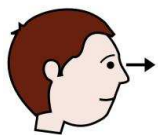
Sorprendido

Sorprendida

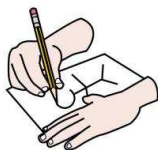


Dolorido

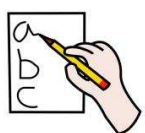
Dolorida




Observa las imágenes



Dibuja el sentimiento más adecuado



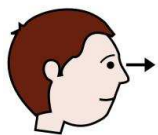
Escribe o relata una historia para la viñeta



A large rectangular area with a red vertical margin line on the left and blue horizontal lines for writing. There are two small circles on the left side, one near the top and one near the bottom, possibly for punch holes.

Autor pictogramas: Sergio Palao **Procedencia:** ARASAAC <http://catedu.es/arsaac/>

Licencia: CC (BY-NC) **Autora:** Amaya Padilla Collado




Observa las imágenes



Dibuja el sentimiento más adecuado



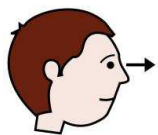
Escribe o relata una historia para la viñeta



Handwriting practice area with a red vertical margin line and blue horizontal lines. Two small circles are present on the left side of the page.

Autor pictogramas: Sergio Palao **Procedencia:** ARASAAC <http://catedu.es/arsaac/>

Licencia: CC (BY-NC) **Autora:** Amaya Padilla Collado




Observa las imágenes



Dibuja el sentimiento más adecuado



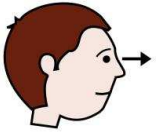
Escribe o relata una historia para la viñeta



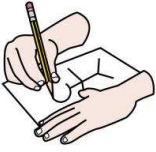
Handwriting practice area with a red vertical margin line and blue horizontal lines. Two small circles are placed on the left side of the page, one near the top and one near the bottom, likely for punch holes.

Autor pictogramas: Sergio Palao **Procedencia:** ARASAAC <http://catedu.es/arsaac/>

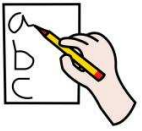
Licencia: CC (BY-NC) **Autora:** Amaya Padilla Collado




Observa las imágenes



Dibuja el sentimiento más adecuado



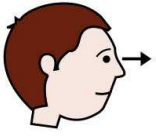
Escribe o relata una historia para la viñeta



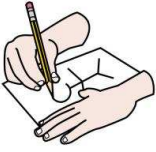
A large writing area with a vertical red margin line on the left and horizontal blue lines. There are two small circles on the left side, one near the top and one near the bottom, likely for punch holes.

Autor pictogramas: Sergio Palao **Procedencia:** ARASAAC <http://catedu.es/arsaac/>

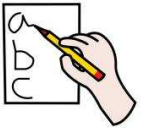
Licencia: CC (BY-NC) **Autora:** Amaya Padilla Collado




Observa las imágenes



Dibuja el sentimiento más adecuado



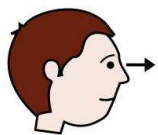
Escribe o relata una historia para la viñeta



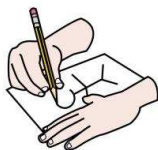
A large writing area with a red vertical margin line on the left and blue horizontal lines. There are two small circles on the left side, one near the top and one near the bottom, possibly for punch holes.

Autor pictogramas: Sergio Palao **Procedencia:** ARASAAC <http://catedu.es/arsaac/>

Licencia: CC (BY-NC) **Autora:** Amaya Padilla Collado




Observa las imágenes



Dibuja el sentimiento más adecuado



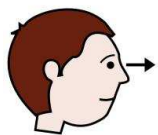
Escribe o relata una historia para la viñeta



Handwriting practice area with a red vertical margin line on the left and blue horizontal lines. Two small circles are positioned on the left side of the page, one near the top and one near the bottom, likely for hole punches.

Autor pictogramas: Sergio Palao **Procedencia:** ARASAAC <http://catedu.es/arsaac/>

Licencia: CC (BY-NC) **Autora:** Amaya Padilla Collado




Observa las imágenes



Dibuja el sentimiento más adecuado



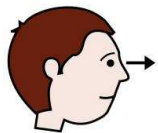
Escribe o relata una historia para la viñeta



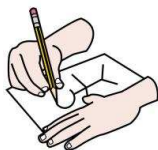
Handwriting practice area with a red vertical margin line and blue horizontal lines. Two small circles are placed on the left side of the lines.

Autor pictogramas: Sergio Palao **Procedencia:** ARASAAC <http://catedu.es/arsaac/>

Licencia: CC (BY-NC) **Autora:** Amaya Padilla Collado




Observa las imágenes



Dibuja el sentimiento más adecuado



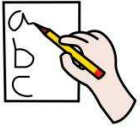
Escribe o relata una historia para la viñeta










Handwriting practice area with a red vertical margin line and blue horizontal lines. Two small circles are placed on the left side of the page, one near the top and one near the bottom, to indicate where to punch holes.

Autor pictogramas: Sergio Palao **Procedencia:** ARASAAC <http://catedu.es/arsaac/>

Licencia: CC (BY-NC) **Autora:** Amaya Padilla Collado

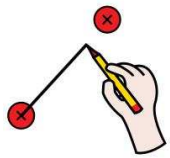


Escribe el nombre de los sentimientos:




Autor pictogramas: Sergio Palao **Procedencia:** ARASAAC <http://catedu.es/arasaac/>


Licencia: CC (BY-NC) **Autora:** Amaya Padilla Collado




Une cada imagen con el sentimiento que representa:




Dolor




Enfado




Alegría




Tristeza




Timidez



Miedo



Cansancio



Sorpresa

Autor pictogramas: Sergio Palao **Procedencia:** ARASAAC <http://catedu.es/arasaac/>

Licencia: CC (BY-NC) **Autora:** Amaya Padilla Collado